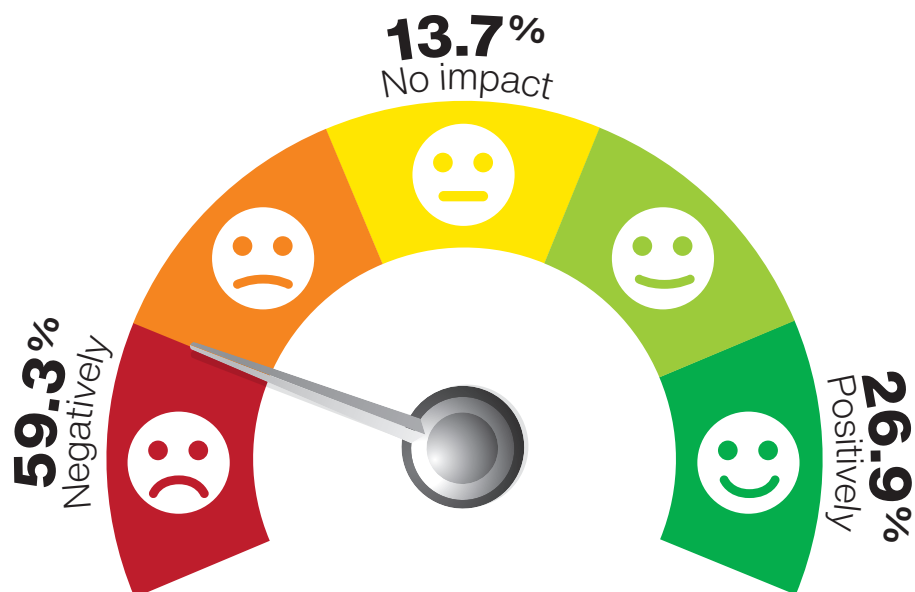




Coronavirus Rider Survey '20



How the Coronavirus outbreak impact your view of public transit?



Have you resumed your normal use of public transit?

NO **55.3%** YES **44.7%**

What milestones must be reached before you resume your normal use of public transit?


A sustained decline in infection rate **32.6%**

'All clear' from medical community **31.4%**

'All clear' from local, state, or federal government **23.2%**

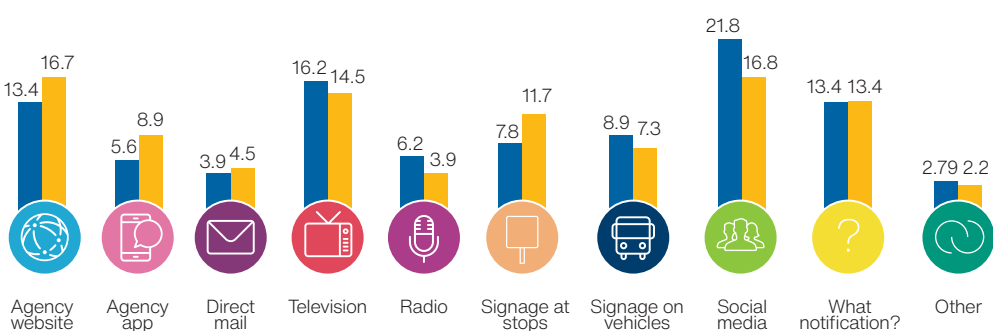
Recommendation from governing board **6.4%**

Other **6.4%**

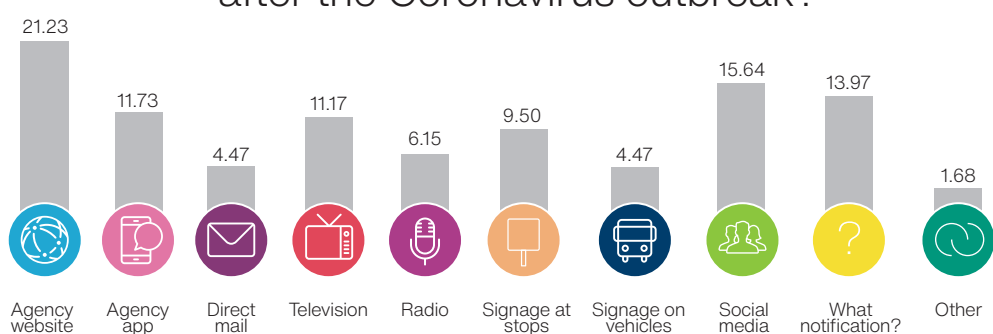


COMMUNICATION

How did your transit agency communicate about canceling or reducing service prior and during the Coronavirus outbreak?



How has your transit agency communicated about the timing or criteria for resuming service after the Coronavirus outbreak?



Service **CUTS** by local agency?
(or elimination)

YES: **72.6%**



NO: **27.4%**

Did your local agency:

Eliminate or reduced fares?

55.6% / **44.4%**
(YES) (NO)

Do you agree with the decision to reduce or eliminate services and fares during the Coronavirus?

78.8% / **21.2%**
(YES) (NO)

If you stopped using public transit during the Coronavirus outbreak ...

How did you get from A to B?

Personal vehicle **48.6%**

Walked **20.1%**

Bicycle **8.94%**

